

# ULTRA SECURITY

## 2024 CATALOG

WE TAKE THE PUZZLE  
OUT OF COMBINATING SFIC

AND CREATE INNOVATIVE SOLUTIONS  
FOR YOUR SECURITY NEEDS.

PRODUCTS

- MADE IN THE USA -



## Contents


---

BASIC QU-I.C-KEY DEDICATED PACKAGES BQDP	8
BASIC QU-I.C-KEY UNIVERSAL PACKAGES BQUP	9
CORE & KEY TRAYS CKT	13
DEDICATED QU-I.C-KEY component part only	14
KEY RETAINER DEVICES (KRD) FOR SFIC-Small Format Interchangeable Core	3
KEY RETAINER DEVICES (KRD) FOR LFIC-Large Format Interchangeable Core	4
HYBRID KEY RETAINER DEVICES (KRD) Mixed Formats	5
KRD OPTIONS	6
PROFESSIONAL QU-I.C-KEY DEDICATED PACKAGES PQDP	10
PROFESSIONAL QU-I.C-KEY UNIVERSAL PACKAGES PQUP	11
QU-I.C-SYSTEM TOOLS sold as components	12,13
SLIDE BOLT LOCKS	7
SLIDE BOLT LOCK ACCESSORIES	7
SPY PROOF SECURITY SHIELD	7
UNIVERSAL QU-I.C-KEY component part only	15


We are continually adding new products to our line and modifications may be made to existing products as we see necessary.

## Key Retainers - How they work

### A simple put-and-take method of operation



GM or any high level key securely retained in KRD waiting for authorized user




Authorized user inserting their personally identified release key



User rotates their release key and now the high level retained key is in the upright position and ready for removal



Authorized user removing the previously secured high level key and can use it as needed



Authorized user key is retained (held captive/trapped) until the high level key is returned to its secure location

## SFIC KEY RETAINER DEVICES - KRDs

Accepts all SFICs: Best, Arrow, Falcon, Keymark, KSP, Kaba Peaks, and Schlage SFIC - Standard Finish is 628

### KRD-2

Two Position SFIC Key Retainer

A release key is inserted and rotated 90°. The rotation traps the release key and releases the retained key.



### KRD-3








Dual Function SFIC Model

Function "A" Dual Custody: Two release keys must be simultaneously inserted and rotated 90°. The rotation traps the two keys and releases the retained key.







Function "B" A release key is inserted and rotated 90°. The rotation traps the release key and releases the two retained keys allowing for their simultaneous removal.



## LFIC-LARGE FORMAT INTERCHANGEABLE CORE KRDS

<b>CR6-KRD-2</b>	<p>Corbin Russwin 6-pin LFIC</p> <p>A release key is inserted and rotated 90°. The rotation traps the release key and releases the retained key.</p>	
<b>CR7-KRD-2</b>	<p>Corbin Russwin 7-pin LFIC (NOT for Pyramid Cores - use CR6-KRD-2)</p> <p>A release key is inserted and rotated 90°. The rotation traps the release key and releases the retained key.</p>	
<b>SAR-KRD-2</b>	<p>Sargent LFIC</p> <p>A release key is inserted and rotated 90°. The rotation traps the release key and releases the retained key.</p>	
<b>SCH-KRD-2</b>	<p>FSIC Schlage Full Size Interchangeable</p> <p>A release key is inserted and rotated 90°. The rotation traps the release key and releases the retained key.</p>	
<b>SCH-KRD-3</b>	<p>FSIC Schlage Full Size Interchangeable - <u>Dual Function Model</u></p> <p>Function "A" Dual Custody: Two release keys must be simultaneously inserted and rotated 90°. The rotation traps the two keys and releases the retained key.</p> <p>Function "B" A release key is inserted and rotated 90°. The rotation releases the two retained keys allowing for simultaneous removal of the two retained keys.</p>	
<b>YA6-KRD-2</b>	<p>Yale 6 pin LFIC</p> <p>A release key is inserted and rotated 90°. The rotation traps the release key and releases the retained key.</p>	
<b>YA7-KRD-2</b>	<p>Yale 7 pin LFIC</p> <p>A release key is inserted and rotated 90°. The rotation traps the release key and releases the retained key.</p>	

## HYBRID KEY RETAINER DEVICES - KRDS

<p><b>KRD-2H SFIC/SCH</b></p>	<p>Hybrid - SFIC and Schlage FSIC in one device.</p> <p>A release key is inserted and rotated 90°. The rotation traps the release key and releases the retained key.</p>	
<p><b>KRD-2H SFIC/CR6</b></p>	<p>Hybrid - SFIC and Corbin 6 pin in one device.</p> <p>A release key is inserted and rotated 90°. The rotation traps the release key and releases the retained key.</p>	
<p><b>KRD-2H SFIC/CR7</b></p>	<p>Hybrid - SFIC and Corbin 7 pin in one device.</p> <p>A release key is inserted and rotated 90°. The rotation traps the release key and releases the retained key.</p>	
<p><b>KRD-2H SAR/SFIC</b></p>	<p>Hybrid - Sargent RC and SFIC in one device.</p> <p>A release key is inserted and rotated 90°. The rotation traps the release key and releases the retained key.</p>	
<p><b>KRD-3H 2SFIC/SCH</b></p>	<p>Hybrid - 2 SFIC/1 Schlage FSIC</p> <p>Dual Function Model: Function "A" Dual Custody: Two release keys must be simultaneously inserted and rotated 90°. The rotation traps the two keys and releases the retained key.</p> <p>Function "B" A release key is inserted and rotated 90° (trapped). The rotation releases the two retained keys allowing for their simultaneous removal.</p>	
<p><b>KRD-3H 2SCH/SFIC</b></p>	<p>Hybrid - 2 Schlage FSIC/1 SFIC</p> <p>Dual Function Model: Function "A" Dual Custody: Two release keys must be simultaneously inserted and rotated 90°. The rotation traps the two keys and releases the retained key.</p> <p>Function "B" A release key is inserted and rotated 90° (trapped). The rotation releases the two retained keys allowing for their simultaneous removal.</p>	

# KRD OPTIONS

- Red
- Blue
- Black
- Gold

Custom Colors  
(available in minimum quantities of 20)




Blue Example Shown







## SFIC SLIDE BOLT LOCK

<b>USBL-SFIC</b>	<p>Slide Bolt Lock SFIC Version</p> <p>626 finish</p>	
------------------	---	---

## SLIDE BOLT LOCK ACCESSORIES

<b>USBL-BS</b>	<p>Bottom Strike with/ Dust Box</p> <p>Also used in special applications as a mortise strike instead of the standard surface mount strike.      626 Finish</p>	
<b>USBL-SB</b>	<p>Sex Bolts</p> <p>2/pack</p>	

## SPSS - SPY SHIELD

<p><b>SPSS-628</b> Anodized Alum</p>	<p><b>Spy Shield</b> for Alarm Lock Trilogy/Marks IQ/Others</p> <p>Protect your user codes from unauthorized access. The shield is made from heavy gauge aluminum and is aesthetic as well as functional.</p> <p>Also serves as an effective shield against the elements - rain, ice, dust and dirt.</p>	
--	--	--

### Installation Information

- It is not necessary to remove the lock or modify it in any way to install the Spy-Shield. It simply slips over the top of the previously install lock.
- Includes 2 standard head, stainless steel mounting screws and finish washers
- Security head screws can be used to deter tampering

## BASIC QU-I.C-KEY DEDICATED PACKAGES

### BQDP-A2-6pin

This **BASIC DEDICATED** QU-I.C-KEY package is custom built specifically for your key system. Intended for long-term use by Institutional Locksmiths who continuously work with the same key system.

**GM and Control codes must be supplied to the factory by the end user.**

Package contains  
QKD-A2-6pin, QLT-6, QTT, QCT, QTJ  
& QPT

Note: This package is for 6 pin  
cores only



### BQDP-A2-7pin

This **BASIC DEDICATED** QU-I.C-KEY package is custom built specifically for your key system. Intended for long-term use by Institutional Locksmiths who continuously work with the same key system.

**GM and Control codes must be supplied to the factory by the end user.**

Package contains  
QKD-A2-7pin, QLT-7, QTT, QCT, QTJ  
& QPT

Note: This package is for 7 pin  
cores only



### BQDP-A4-6pin or BQDP-A4-7pin

Same as above BQDP - except these part numbers are for the **less common** A4 key system that uses specialized pin segments and key cutting equipment.

**GM and Control codes must be supplied to the factory by the end user.**

Package contains  
**Special A-4** QKD-A4, QTT, QCT, QTJ QPT, and QLT-6 or 7 depending on package chosen



## BASIC QU-I.C-KEY UNIVERSAL PACKAGES

### BQUP-A2-6pin

This Basic Universal QU-I.C-KEY package allows you to build any 6pin A2 Key System with the use of this A2 binder full premade clings. Perfect for the Commercial Locksmith who works with several different key systems.

Package contains  
QKU-A2, QLT-6, QTT, QCT, QTJ & QPT

Note: This package is for 6 pin cores only



### BQUP-A2-7pin



This Basic Universal QU-I.C-KEY package allows you to build any 7pin A2 Key System with the use of this A2 binder full premade clings. Perfect for the Commercial Locksmith who works with several different key systems.

Package contains  
QKU-A2, QLT-7, QTT, QCT, QTJ & QPT

Note: This package is for 7 pin cores only



## PQDP-PROFESSIONAL QU-I.C-KEY DEDICATED PACKAGES

<p><b>PQDP-A2-6pin</b></p>	<p>This Professional Dedicated QU-I.C-KEY package is custom built specifically for your key system. Intended for long-term use by Institutional Locksmiths who continuously work with the same key system.</p> <p><b>GM and Control codes must be supplied to the factory by the end user.</b></p> <p>Package contains QKD-A2, QLT-6, QTT, QCT, QTJ, QPT, QPP,QTA &amp; CKT-80</p> <p>Note: This package is for 6 pin cores only</p>	
<p><b>PQDP-A2-7pin</b></p>	<p>This Professional Dedicated QU-I.C-KEY package is custom built specifically for your key system. Intended for long-term use by Institutional Locksmiths who continuously work with the same key system.</p> <p><b>GM and Control codes must be supplied to the factory by the end user.</b></p> <p>Package contains QKD -A2, QLT-7, QTT, QCT, QTJ, QPT, QPP,QTA &amp; CKT-80</p> <p>Note: This package is for 7 pin cores only</p>	
<p><b>PQDP-A4-6pin</b> or <b>PQDP-A4-7pin</b></p>	<p>Same as above PQDP - except these part numbers are for the <b>less common</b> A4 key system that uses specialized pin segments and key cutting equipment.</p> <p><b>GM and Control codes must be supplied to the factory by the end user.</b></p> <p>Package contains <b>Special A-4</b> QKD,QTT, QCT, QTJ QPT, QPP, QTA, CKT-80 and QLT-6 or 7 depending on package chosen</p>	

## PQUP-PROFESSIONAL QU-I.C-KEY UNIVERSAL PACKAGES

### PQUP-A2-6pin

This Universal QU-I.C-KEY package allows you to build any 6pin A2 Key System with the use of this A2 binder full premade clings. Perfect for the Commercial Locksmith who works with several different key systems.

Package contains  
QKU-A2, QLT-6, QTT, QCT, QTJ, QPT, QPP, QTA  
& CKT-80

Note: This package is for 6 pin cores only



### PQUP-A2-7pin






This Universal QU-I.C-KEY package allows you to build any 7pin A2 Key System with the use of this A2 binder full premade clings. Perfect for the Commercial Locksmith who works with several different key systems.

Package contains  
QKU-A2, QLT-7, QTT, QCT, QTJ, QPT, QPP,  
QTA & CTK-80




Note: This package is for 7 pin cores only





## QU-I.C-SYSTEM TOOLS

<p><b>QLT-6</b> QU-I.C-LOAD Tool for 6 pin cores</p>	<p>This tool holds the core during combining and provides color-coded, visual chamber identifiers that match the QU-I.C-KEY pin segment calculator. This provides constant orientation, greatly reduces errors and speeds production.</p> <p style="text-align: right;">Specific to 6 pin cores .150 spacing</p>	
<p><b>QLT-7</b> QU-I.C-LOAD Tool for 7 pin cores</p>	<p>This tool holds the core during combining and provides color-coded, visual chamber identifiers that match the QU-I.C-KEY pin segment calculator. This provides constant orientation, greatly reduces errors and speeds production.</p> <p style="text-align: right;">Specific to 7 pin cores .150 spacing</p>	
<p><b>QTT</b> QU-I.C-TEST Tool</p>	<p>This revolutionary tool is primarily used with the QU-I.C-LOAD Tool and allows you to test combined cores before you cap them. It applies temporary spring pressure to all chambers so you can test every key. If a mistake has been made, you can correct the error while it is easy to do, without having to punch out and waste any pins, caps or springs. If all the keys work properly, you can then permanently cap the core with complete confidence. .150 spacing</p> <p><b>Note:</b> This tool <b>MUST</b> be used with the <b>QLT:</b> QU-I.C-LOAD Tool or the <b>QTA:</b> QU-I.C-TEST Adapter.</p>	
<p><b>QTA</b> QU-I.C-TEST Adapter</p>	<p>This is an accessory for the QU-I.C-TEST Tool and can be attached and removed as required. It enables testing of cores without having to load them into the QU-I.C-LOAD Tool.</p>	 <p style="text-align: center;">Shown individually and attached to the QTT</p>
<p><b>QCT</b> QU-I.C-CHEX Tool</p>	<p>This tool allows you to eject the pins into the clear viewing tube to visually inspect the pin segments of any chamber for accuracy without worrying about "balancing" the pin stack. It is easy to safely return the pin stack to the core. Also useful for transporting pin stacks.</p>	

## QU-I.C-SYSTEM TOOLS (cont.)


<p><b>QPP</b> QU-I.C-Power Preamer</p>	<p>This tool attaches to any hand held power screwdriver and allows you to pre-ream the top of the core chambers faster. This is beneficial when doing large combining projects.</p>	 <p>Note: This tool works well when used with the Milwaukee screwdriver on high speed = 400 r.p.m.</p>
<p><b>QPT</b> QU-I.C-PREAM Tool</p>	<p>This tool allows you to pre-ream the top of core chambers. This removes any burrs and creates a slight funnel-like effect so that #4 top pin segments can drop more easily into the core. A protective cap is supplied and the other end of the tool contains an ejector pin.</p>	
<p><b>QTJ</b> QU-I.C-Tweez-Jector</p>	<p>2-in-1 tool that combines a full size, custom tip tweezers with an ejector pin that can tamp down or eject pins segments. A real time saver - no need for a separate ejector pin.</p>	

## CORE & KEY TRAYS

<p><b>CKT-12</b></p>	<p>Provides 12 positions for cores or keys</p> <p>It safely holds and transports combined cores until they can be capped</p> <p>Works with 6 and 7-pin small format interchangeable cores including Kaba Peaks.</p> <p>6 grip inserts assure safe handling</p> <p>Rubber feet</p>	
<p><b>CKT-80</b></p>	<p>Provides 80 positions for cores or keys for large combining projects</p> <p>It safely holds and transports combined cores until they can be capped</p> <p>Works with 6 and 7-pin small format interchangeable cores including Kaba Peaks &amp; KSP EX</p> <p>Oversized handles and 8 grip surfaces assure safe handling</p> <p>Extra high rubber feet avoid bench clutter</p>	



## DEDICATED QU-I.C-KEY

<p><b>QKD-A2-6pin</b></p>	<p><b>(TOOL and Viewing Base combo)</b>                  This unique tool is permanently, custom built to provide every pin segment calculation for your specific master key system (GM and Control). Every calculation is clearly displayed and incorporates an innovative color-coded system. No math skills are required; no slide charts; no computer program, and no power needed.</p> <p><b>GM and Control codes must be supplied to the factory by the end user.</b></p>	
<p><b>QKD-A2-7pin</b></p>	<p><b>(TOOL and Viewing Base combo)</b>                  This unique tool is permanently, custom built to provide every pin segment calculation for your specific master key system (GM and Control). Every calculation is clearly displayed and incorporates an innovative color-coded system. No math skills are required; no slide charts; no computer program, and no power needed.</p> <p><b>GM and Control codes must be supplied to the factory by the end user.</b></p>	
<p><b>QKD-A4-6pin</b> or <b>QKD-A4-7pin</b></p>	<p><b>(TOOL and Viewing Base combo)</b>                  Same as above QKD - except these part numbers are for <b>the less common A4</b> key system that uses specialized pin segments and key cutting equipment</p> <p><b>GM and Control codes must be supplied to the factory by the end user.</b></p>	<p style="text-align: center;"><b>IMPORTANT!!!</b> <b>CONFIRM A4 KEY SYSTEM</b></p>
<p><b>QKDT-A2-6pin</b></p>	<p><b>(TOOL ONLY!)</b>                  This product is a <b>QKD</b> without the <b>Viewing Base</b>. Ordered most often by Institutional locksmiths who have more than one key system and already own a <b>Viewing Base</b>.</p>	
<p><b>QKDT-A2-7pin</b></p>	<p><b>(TOOL ONLY!)</b>                  This product is a <b>QKD</b> without the <b>Viewing Base</b>. Ordered most often by Institutional locksmiths who have more than one key system and already own a <b>Viewing Base</b>.</p>	
<p><b>QKDT-A4-6pin</b> or <b>QKDT-A4-7pin</b></p>	<p><b>(TOOL ONLY!)</b>                  Same as above <b>QKDT</b> - except these part numbers are for <b>the less common A4</b> key system that uses specialized pin segments and key cutting equipment</p> <p><b>GM and Control codes must be supplied to the factory by the end user.</b></p>	<p style="text-align: center;"><b>IMPORTANT!!!</b> <b>CONFIRM A4 KEY SYSTEM</b></p>



## UNIVERSAL QU-I.C-KEY

### QKU-A2

This kit allows you to custom build a QU-I.C-KEY for any A2 system that you are working on. It will provide every pin segment calculation for the system you select. Every calculation is clearly displayed and incorporates an innovative color-coded system. No math skills are required; no pen and paper are necessary; no slide charts; no computer programs; and no power needed. The special system strips in this kit are intended to be stored after use and re-used repeatedly.

